

Please note that the data given here has been taken from the online catalog. For comprehensive information and data, please refer to the user documentation at <http://www.download.phoenixcontact.com>. The General Terms and Conditions of Use apply to Internet downloads.

► Extract from the online catalog

Bus system cable, ETHERNET, 4-pos., PUR blue halogen-free, shielded, straight connector M12 D-coded on free conductor end, length: 5 m



Order No.	1524019
Ord designation	SAC-4P-M12MSD/ 5,0-930
EAN	4017918968991
Pack	1 Pcs.
Customs tariff	85444290
Weight/Piece	0.3248 KG
Catalog page information	Page 169 (PC-2007)

► Product notes

WEEE/RoHS-compliant since: 12/01/2005



IMPORTANT : This date is valid for Customers in Germany only. Date Format is MM/DD/YYYY. Please contact your local in-country Phoenix Contact location or designated business partner for a Logistics Compliant date in your area. In order to guarantee delivery of RoHS-Compliant product, please purchase Phoenix Contact parts from authorized Phoenix Contact representatives and distributors.

SAC-4P-M12MSD/ 5,0-930



▶ **Technical data**

General data

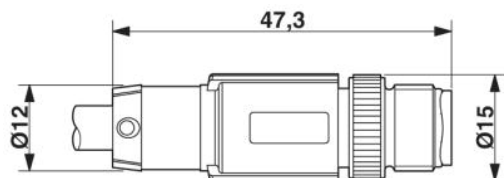
Nominal current I_N	4 A
Nominal voltage U_N	60 V
Number of positions	4
Volume resistance	$\leq 5 \text{ m}\Omega$
Ambient temperature (operation)	-25 °C ... 90 °C (plug/socket)
Ambient temperature (operation)	-20 °C ... 70 °C (cable, fixed installation)
Ambient temperature (operation)	0 °C ... 50 °C (cable, flexible installation)

General characteristics

Keying	D - data
Transmission characteristics (category)	CAT5 (IEC 11801:2002), CAT5e (TIA 568B:2001)
Fixed cable length	5 m
Cable type	Ethernet
Inflammability class acc. to UL 94	V0
Surge voltage category	II
Contamination class	3
Degree of protection	IP65/IP67/IP69K
Material of contact	CuSn
Material of contact surface	Ni/Au
Contact carrier material	PA 66
Material of grip body	TPU, hardly inflammable, self-extinguishing
Material, knurls	Zinc die-cast, (nickel-plated)
Single wire, color	White-green, white-orange
Conductor cross section	0.22 mm^2
Volume resistance	$\leq 5 \text{ m}\Omega$
Insulation resistance	$\geq 100 \text{ M}\Omega$

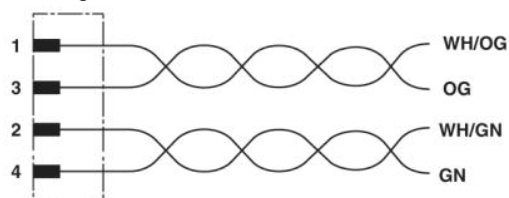
▸ Drawings

Dimensioned drawing



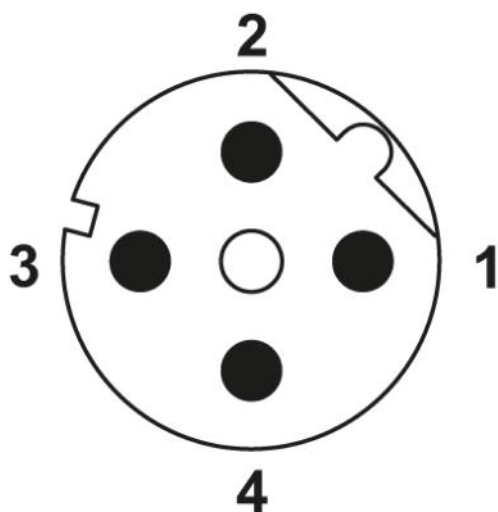
M12 x 1 male connector, straight, shielded

Circuit diagram



Contact assignment of the M12 plug

Schematic diagram



Pin assignment M12 male connector, 4-pos.,
male side

Logo

Ethernet



► **Address**

PHOENIX CONTACT Inc., USA
586 Fulling Mill Road
Middletown, PA 17057
USA
Phone (800) 888-7388
Fax (717) 944-1625
<http://www.phoenixcon.com>
© Phoenix Contact
Technical modifications reserved;